

# HVAC

## Product Catalog

- Condensate Removal
- Ice Machine Replacement
- Evaporative Cooler
- Accessories



Wastewater

Water Systems

**HVAC**

Industrial

Engineered  
Products

**LittleGIANT®**

*Pumps. People. Partnerships.*

# What's New!

## Dozens of solutions for a world of applications

- Condensate removal pumps, evaporative cooler pumps, and HVAC accessories
- Applications: Air conditioners, refrigeration, condensing boilers, beverage machines, dehumidifiers, high efficiency gas furnaces, ice machine pumps and coil cleaning

With a 99% first pass yield percentage, customers can be sure Little Giant® pumps will provide years of reliable service.



### Condensate Removal Pump: Complete Kit

For use with wall mounted air conditioners and fan coils up to 10 kW.

Fully automatic pump reduces vibration and operating noise while improving sustained, maximum pumping performance. Provides quieter starting and stopping of the pump motor. Kit includes all hose fittings and wiring, stylish snap-on cover, and special mounting bracket for quick and easy installation beneath air handler.

See page 7 for more information.



### Condensate Removal Pump: Pump Only

The EC-OP is designed for OEM use and has the same features as the EC-OP-K without enclosures and mounting hardware.

For use with wall mounted air conditioners and fan coils up to 10 kW.

See page 7 for more information.



See your distributor for more information, or email Franklin Electric at [export@LittleGiantPump.com](mailto:export@LittleGiantPump.com).



## Table of Contents

### Condensate Removal Pumps

VCMA Series . . . . .	3
VCC Series . . . . .	4
VCL Series . . . . .	4-5
ABS Series . . . . .	5-6
EC-OP Series . . . . .	7
EC Series . . . . .	8
PC Series . . . . .	9

### Ice Machine Replacement Pumps

RIM-U . . . . .	10
-----------------	----

### Evaporative Cooler Pumps

CP Series . . . . .	11
---------------------	----

### Accessories

Safety Switches . . . . .	12
Condalert . . . . .	12
Check Valves . . . . .	13

More than 400 people work on behalf of the customer at our Oklahoma City facility.



## Condensate Removal Pumps

# VCMA SERIES

## High Capacity Model

### Applications

- For removal of condensate from air conditioners, condensing boilers, refrigerated display cabinets, and dehumidifiers

### Features

- Fully automatic: start, stop, safety switch
- Operating point: 4 m: 70 l/h
- Check valve outlet: 9.5 mm, for 9.5 mm ID tubing
- 2.0 l tank capacity
- Thermally protected motor
- IP 20
- CE, TÜV and BAU approved
- Options: 6 m tubing (VCMA-20ST) and/or CEE electric plug
- 1/30 HP high performance motor
- ABS tank, motor cover, and volute
- Stainless steel shaft
- Removable 9.5 mm barbed check valve
- 3 inlet drain holes

### Series Specifications

**Capacity:** 273 LPH @ 0.31 m

**Shut Off:** 4.3 m

**Liquid Temperature:** 50°C

**Discharge:** 9.5 mm

**Impeller:** Glass-filled polypropylene

**Electrical:** 230V, 50Hz  
0.6 amps, 60 watts

**Operation:** Automatic

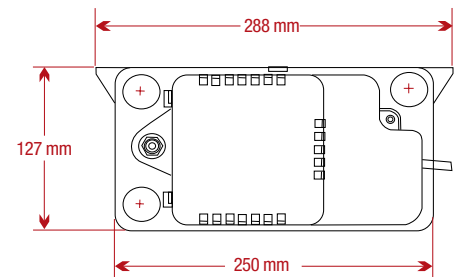
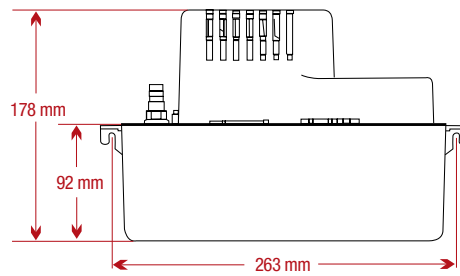
### Model Characteristics

Model	Volts	Cord	Capacity	Weight (Kg.)
VCMA-20S	230	1.83 m	273 LPH @ 0.31 m	2.26
VCMA-20ST	230	1.83 m	273 LPH @ 0.31 m	2.72

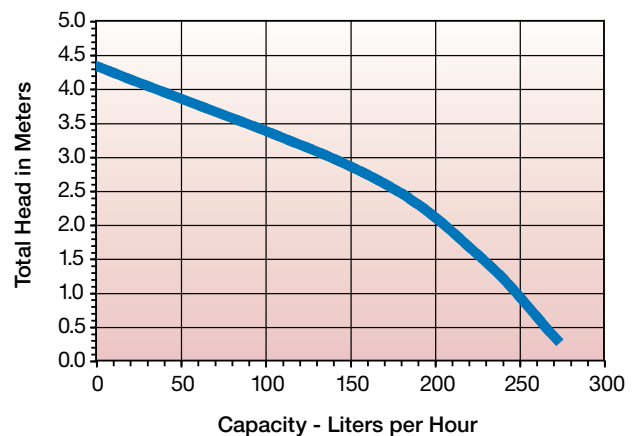


CE

VCMA-20S



Performance Curve VCMA-20S 230V, 50Hz



## Condensate Removal Pumps

### VCC SERIES Low Profile Compact Tank



VCC-20S

#### Applications

- For removal of condensate from air conditioners, condensing boilers, refrigerated display cabinets, and dehumidifiers



#### Features

- Fully automatic: start, stop, safety switch
- Operating point: 4 m: 70 l/h
- Check valve outlet: 9.5 mm, for 9.5 mm ID tubing
- 1.0 l tank capacity
- Thermally protected motor
- IP 20
- CE, TÜV and BAU approved
- Options: 6 m tubing
- Low profile for limited space applications
- 1/30 HP motor
- ABS tank, motor cover, and volute
- Stainless steel shaft
- Removable 9.5 mm barbed check valve

#### Series Specifications

**Capacity:** 273 LPH @ 0.31 m

**Shut Off:** 4.3 m

**Liquid Temperature:** 50°C

**Discharge:** 9.5 mm

**Impeller:** Glass-filled polypropylene

**Electrical:** 230V, 50Hz

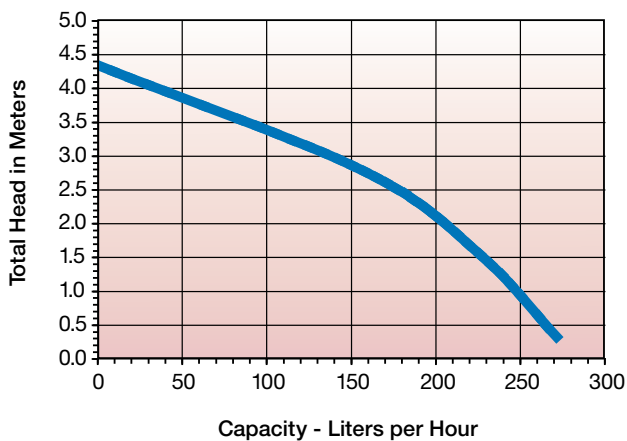
0.6 amps, 60 watts

**Operation:** Automatic

#### Model Characteristics

Model	Volts	Cord	Dimensions (mm)			Weight (Kg.)
			Height	Length	Width	
VCC-20S	230	1.8 m	127	300	125	2.44

#### Performance Curve VCC-20S 230V, 50Hz



### VCL-24S SERIES Super High Capacity Large Tank



VCL-24S

#### Applications

- For removal of condensate from air conditioners, condensing boilers, refrigerated display cabinets, and dehumidifiers



#### Features

- Fully automatic: start, stop, safety switch
- Operating point: 4 m: 480 l/h
- Check valve outlet: 9.5 mm, for 9.5 mm ID tubing
- 3.8 l tank capacity
- Thermally protected motor
- IP 20
- CE, TÜV and BAU approved
- Large reservoir and high capacity output for large scale applications
- 1/15 HP motor
- Galvanized steel tank cover
- ABS tank, volute and switch cover
- Stainless steel shaft
- Snap-action switch

#### Series Specifications

**Capacity:** 840 LPH @ 0.31 m

**Shut Off:** 5.9 m

**Liquid Temperature:** 50°C

**Discharge:** 9.5 mm

**Electrical:** 230V, 50Hz

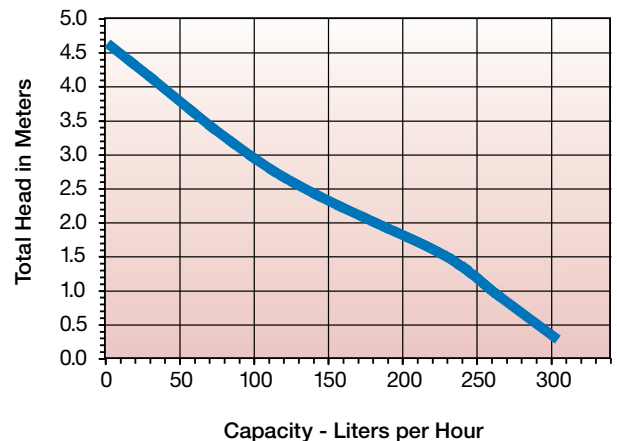
1.0 amps, 150 watts

**Operation:** Automatic

#### Model Characteristics

Model	Volts	Cord	Dimensions (mm)			Weight (Kg.)
			Height	Length	Width	
VCL-24S	230	1.8 m	263	305	150	3.9

#### Performance Curve VCL-24S 230V, 50Hz



## Condensate Removal Pumps

# VCL-45S SERIES

## Super High Capacity Large Tank



VCL-45S

### Applications

- For removal of condensate from air conditioners, condensing boilers, refrigerated display cabinets, and dehumidifiers



### Features

- Fully automatic: start, stop, safety switch
- Operating point: 4.0 m: 1320 l/h
- Outlet: 9.5 mm, for 9.5 mm ID tubing
- 3.8 l tank capacity
- Thermally protected motor
- IP 20
- CE, TÜV and BAU approved
- 1/4 HP motor
- Galvanized steel tank cover
- ABS tank, volute and switch cover
- Stainless steel shaft
- Snap-action switch

### Series Specifications

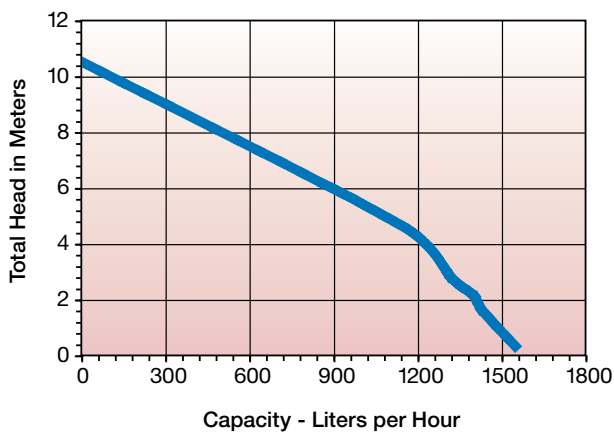
**Capacity:** 1552 LPH @ 0.31 m  
**Shut Off:** 10.5 m  
**Liquid Temperature:** 50°C  
**Discharge:** 9.5 mm  
**Impeller:** Polypropylene

**Electrical:** 230V, 50Hz  
 0.8 amps, 170 watts  
**Operation:** Automatic

### Model Characteristics

Model	Volts	Cord	Dimensions (mm)			Weight (Kg.)
			Height	Length	Width	
VCL-45S	230	0.9 m	267	305	150	14

### Performance Curve VCL-45S 230V, 50Hz



# 1-ABS SERIES

## Shallow-Pan Tank



1-ABS

New improved switch design

### Applications

- For removal of condensation from an air conditioner drain pan or reservoir
- Designed for use in existing drip tray

### Features

- Fully automatic start and stop
- 1/150 HP oil filled motor
- Epoxy coated cast aluminum housing and motor cover
- Nylon volute
- Stainless steel shaft
- Nitrile shaft seal
- Screened intake
- Advanced mechanical switch
- Starts in 25.4 mm of water, stops at 12.7 mm of water

### Series Specifications

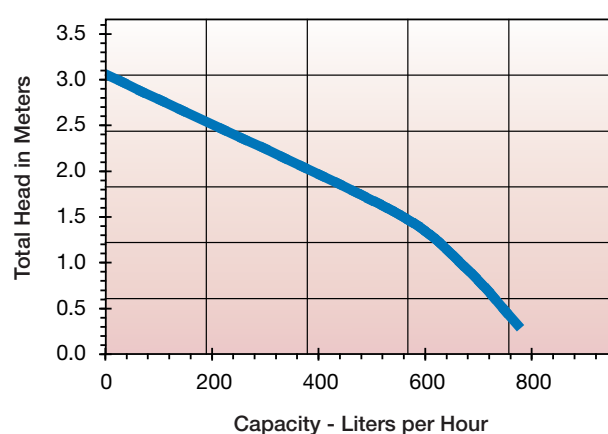
**Capacity:** 776 LPH @ 0.31 m  
**Shut Off:** 3.0 m  
**Liquid Temperature:** 50°C  
**Discharge:** 1/4" MNPT  
**Impeller:** Nylon

**Electrical:** 230V, 50/60Hz, 1.1A  
 0.6/0.5 amps, 70 watts  
**Operation:** Automatic

### Model Characteristics

Model	Volts	Cord	Dimensions (mm)			Weight (Kg.)
			Height	Length	Width	
1-ABS	230	3.3 m	110	186	94	2.2

### Performance Curve 1-ABS 230V, 50/60Hz



## Condensate Removal Pumps

### 2-ABS SERIES Shallow-Pan Tank



2-ABS

#### Applications

- For removal of condensation from an air conditioner drain pan or reservoir

#### Features

- 1/40 HP oil filled motor
- Epoxy coated cast aluminum housing
- Includes 1.9 l tank
- Nylon volute
- Stainless steel shaft
- Viton® shaft seal
- Hooded intake
- Advanced mechanical switch
- Thermal overload protection

#### Series Specifications

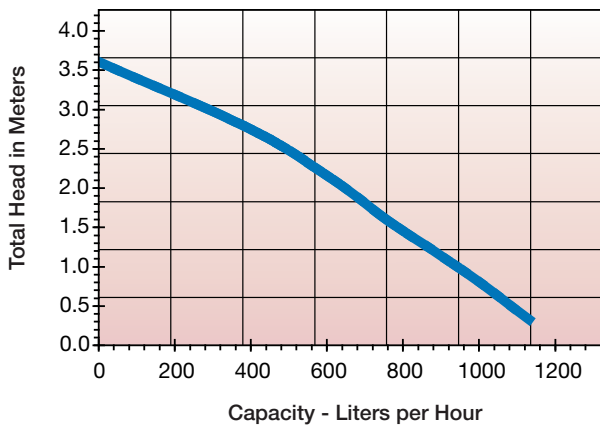
**Capacity:** 1136 LPH @ 0.31 m  
**Shut Off:** 3.60 m  
**Liquid Temperature:** 50°C  
**Discharge:** 1/4" MNPT  
**Impeller:** Nylon

**Electrical:** 230V, 50/60Hz,  
0.9/0.7 amps,  
100 watts  
**Operation:** Automatic

#### Model Characteristics

Model	Volts	Cord	On Level	Off Level
2-ABS	230	3.3 m	7.6 cm	5.1 cm

#### Performance Curve 2-ABS 230V, 50/60Hz



### 3-ABS SERIES Shallow-Pan Tank



3-ABS

#### Applications

- For condensate removal

#### Features

- 1/12 HP oil filled motor
- Epoxy coated cast aluminum housing and motor cover
- Galvanized steel tank cover
- ABS tank
- 3.8 l tank capacity
- Nylon volute
- Stainless steel shaft
- 1/2" MNPT discharge with brass check valve for 12.7 mm OD, rigid plastic or copper
- Viton® shaft seal
- Advanced mechanical switch
- Thermal overload protection

#### Series Specifications

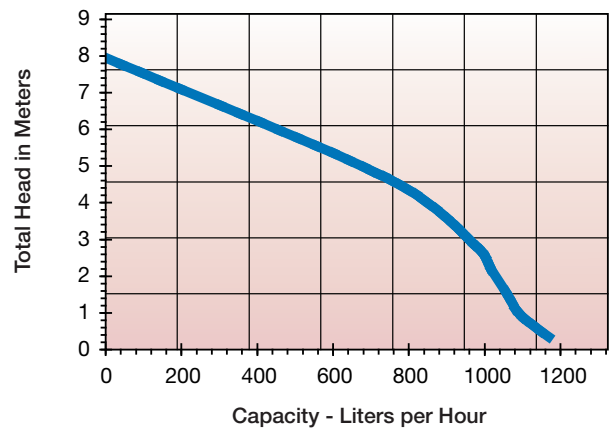
**Capacity:** 1173 LPH @ 0.31 m  
**Shut Off:** 7.9 m  
**Liquid Temperature:** 50°C  
**Discharge:** 1/2" MNPT  
**Impeller:** Nylon

**Electrical:** 230V, 50/60Hz,  
1.8/1.6 amps,  
210 watts  
**Operation:** Automatic

#### Model Characteristics

Model	Volts	Cord	On Level	Off Level
3-ABS	230	3.4 m	11.4 cm	8.8 cm

#### Performance Curve 3-ABS 230V, 50/60Hz



## Condensate Removal Pumps

# EC-OP SERIES Mini-Split/Ductless



EC-OP



### Applications

- Removes condensate from wall mounted, ceiling and fan coil air conditioning equipment

### Features

- Pump float retainer for easy serviceability
- Clear reservoir for visual inspection of water level, float and filter
- Safety alarm ready
- 8A resistive – 250V alarm contact
- 8 mm inlet tubing with universal adapter
- 4 mm discharge tubing with 6 mm adapter
- 40 m maximum horizontal distance
- IP 54 protection
- 80°C thermal protection
- Safety alarm ready, suitable for BMS systems
- CE / TÜV approved, RoHS compliant

### EC-OP-K:

- 30 cm trunking for optional use
- Easy to install mounting bracket
- Stylish pump unit cover – fits any décor
- Easy to service without removing from the wall

### Series Specifications

<b>Capacity:</b> 7.6 LPH @ 2 m	<b>Electrical:</b> 230V, 50/60Hz 20 watts
<b>Shut Off:</b> 9 m	<b>Fuse:</b> 3 amps (recommended, not included)
<b>Ambient Temperature:</b> 0° - 40°C	<b>Operation:</b> Automatic
<b>Discharge:</b> 6.35 mm	
<b>Material:</b> Flame retardant ABS	

### Model Characteristics

Model	Volts	Hertz	Dimensions (mm)			Weight (Kg.)
			Height	Length	Width	
EC-OP	230	50/60	65	140	57	0.68
EC-OP-K	230	50/60	89	210	81	1.36

The EC-OP has a unique design that reduces vibration and operating noise while improving sustained, maximum pumping performance making it ideal for a wide range of environments. The design also provides quieter starting and stopping of the pump motor.

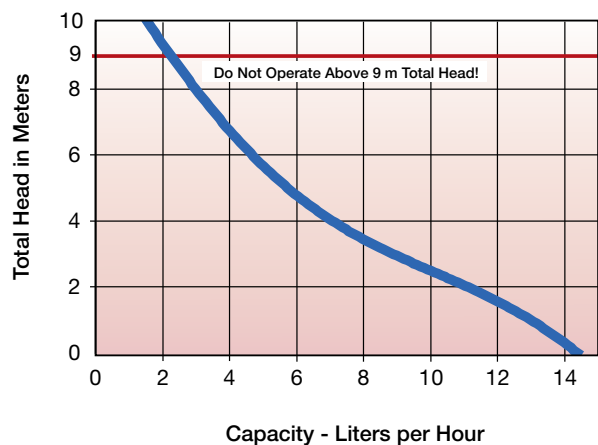
It is an ideal choice when conduit (trunking) is not required. However, it also works well when conduit is required to conceal exposed electrical wiring and refrigeration lines. The unit is adaptable to any situation; it can be installed on the right side (default) or left of the air handler.

Model EC-OP (pump only) includes all wiring and tubing necessary to install the pump but does not include the mounting bracket, cover or 30 cm conduit/ceiling cap.



The kit, model EC-OP-K comes complete with EC-OP pump, pump concealing cover, 30 cm conduit, ceiling plate and all hardware necessary for fast and easy installation. A template is provided for quick and accurate location beneath any air handler.


### Performance Curve EC-OP : EC-OP-K 230V, 50/60Hz





## Condensate Removal Pumps

# EC SERIES Mini-Split/Ductless



### Applications

- Removes condensate from wall mounted, ceiling and fan coil air conditioning equipment

### Features

- Fully automatic: start, stop, overflow detection (for alarm or equipment shut-down)
- Compact two-piece design for quick and flexible installation
- Pump is self priming and can be placed inside air handler or located up to 1 m above reservoir
- Reservoir connects to 13-17 mm condensate drain
- Design operating point: 6 l/h at 4.0 m
- Use with air conditioning equipment up to 10 kW (30,000 BTU) (4 kW in tropical areas)
- Reservoir vent with tube included
- Thermally protected motor
- Pump outlet designed for 4 x 6 mm ID tubing
- Pump/control dimensions: 110 mm x 35 mm x 45 mm
- Reservoir dimensions: 80 mm x 37 mm x 35 mm
- CE / TÜV approved
- IP 20
- Includes:
  - Suction tubing: 1 m x 4 mm ID
  - Vent tubing: 150 mm x 4 mm ID
  - A/C drain tubing: 75 mm x 13 mm ID

The EC-400 is a complete pumping system designed to remove condensation from wall mounted, ceiling and fan coil split air conditioning equipment when gravity drainage is not possible. The EC-400 consists of two components, the pump/control and float-sensor/reservoir. The compact two-piece design allows for easy installation in most systems. Both components can be placed inside the air handler or the pump/control can be placed up to 1.0 m above the air handler in the ceiling void or inside trunking conduit. A three position symmetrical float sensing system assures reliable ON, OFF and SAFETY ALARM functions. Intake tubing, tube clamps, adhesive tape, vent, and a/c drain tubing included.



### Series Specifications

**Capacity:** 9.5 LPH @ 0.31 m  
**Shut-Off:** 12 m

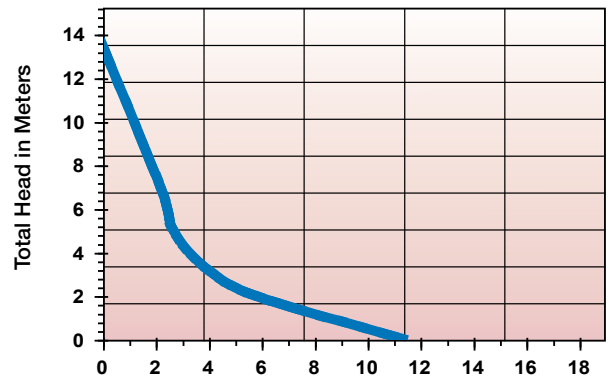
**Electrical:** 230V, 50/60Hz,  
0.1 amps, 20 watts

**Operation:** Automatic

### Model Characteristics

Model	Volts	Hertz	Weight (Kg.)
EC-400	230	50/60	0.45
EC-400	230	60	0.45

### Performance Curve EC-400 230V, 50/60Hz



Capacity - Liters per Hour

Operating flow should not exceed 50% pump performance.

## Condensate Removal Pumps

# PC SERIES Peristaltic

### Applications

- Self-priming pump that removes condensate from air conditioning systems

### Features

- Not affected by dust, bacteria, mold or airborne particles found in condensate
  - CE / TÜV approved
  - IP 52
  - Glass-reinforced polycarbonate pump/motor housing
  - Hinged tube cover
  - Extra tube assembly included
  - Santoprene® tube
  - Easy to replace pump tube – no tools required
  - 5-minute “off” delay (PCS and PCT models)
  - Impedance protected motor
  - Test switch
  - Double insulated pump/motor
  - Wall bracket included
  - Recommended for systems up to 12 kW (6 kW in tropical areas)
- Designed for Air Conditioners:**
- Single/multi-split wall units
  - Fan-coils
  - Cassettes
  - Ceiling mounted
  - Wall console units

### Series Specifications

**Capacity:** 10 LPH @ 14 m

**Shut Off:** 14 m

**Suction Lift:** 2 m

**Inlet/Outlet:** 6 mm ID

**Electrical:** 230V, 50Hz

.06 amps, 13 watts

**Alarm Contact:** 5A (PCR-10S only)

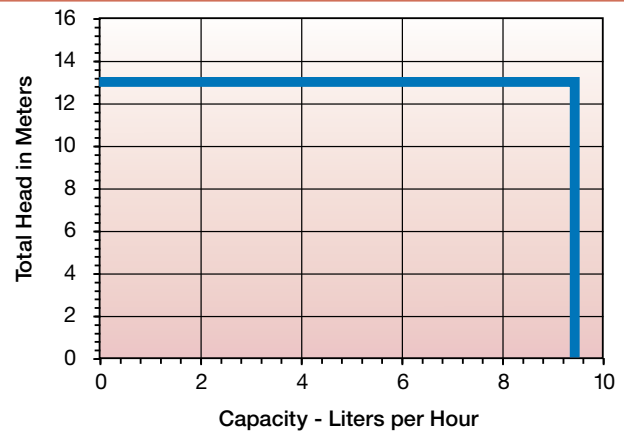
### Model Characteristics

Model	Volts	Cord	Dimensions (mm)			Weight (Kg.)
			Height	Length	Width	
PCS-10	230	1.98 m	114.8	95.5	98.3	1.13
PCT-10	230	1.98 m	114.8	95.5	98.3	1.19
PCR-10	230	1.98 m	114.8	95.5	98.3	1.23
PCR-10S	230	1.98 m	114.8	95.5	98.3	1.30




PC condensate pumps can be located in the ceiling void and lift water from wall, floor, ceiling or cassette air conditioning units up to 12 kW. Quieter than other condensate pumps, Little Giant PC pumps feature a totally enclosed motor (no ventilation required), “press-to-activate” switch, 5-minute “off” delay (PCS and PCT), easy to replace pump tube and mounting bracket.

### Performance Curve PC 230V, 50Hz



#### PCS-10

Controlled by compressor or cooling signal. Requires a 24VAC to 250VAC signal.



#### PCT-10

Controlled by change in temperature of air moving through air conditioner coil. Thermal sensors continuously measure difference in “air in” and “air out”; when temperature difference reaches 5°C, pump starts. Sensor cable is 2 m.



#### PCR-10

Controlled by float-operated switches. Activates when water enters float reservoir. Reservoir cable is 1 m.



#### PCR-10S

Controlled by float-operated switches. Activates when water enters float reservoir. Reservoir cable is 1 m. Incorporates overflow control circuit with 5A volt-free alarm contact.

## Ice Machine Replacement Pumps

# RIM-U



### Applications

- Universal replacement unit for OEM pumps

### Features

- 1/25 HP motor, dual voltage
- Screened intake
- NSF-listed ABS volute, base and discharge adapters
- Stainless steel shaft
- 4 lead wires, 9 m in length
- Thermal overload protection
- UL-EPH listed

### Series Specifications

**Capacity:** N/A  
**Liquid Temperature:** 50°C  
**Discharge:** 5/8" Y, 12.7 mm, 15.9 mm, 19 mm & 25.4 mm OD tubing  
**Impeller:** NSF-listed ABS

**Electrical:** 115/230V, 50/60Hz, 1.5/0.75 amps

### Model Characteristics

Model	Volts	Weight (Kg.)
RIM-U	115/230	2.26

Impeller Diameter	Discharge Adapter (ID Tubing Size)	Flow - Gallons / Liters per Hour 2 ft / .6 m	
		LPH	GPH
44.5 mm / 1.75"	12.7 mm / 1/2"	1097	290
	15.8 mm / 5/8"	1646	435
	19.1 mm / 3/4"	2044	540
	24.5 mm / 1"	2214	585
46.5 mm / 1.83"	12.7 mm / 1/2"	1362	360
	15.8 mm / 5/8"	2081	550
	19.1 mm / 3/4"	2649	700
	24.5 mm / 1"	3066	810
49.5 mm / 1.95"	12.7 mm / 1/2"	1457	385
	15.8 mm / 5/8"	2271	600
	19.1 mm / 3/4"	2876	760
	24.5 mm / 1"	3122	825
53.3 mm / 2.10"	12.7 mm / 1/2"	1514	400
	15.8 mm / 5/8"	2271	600
	19.1 mm / 3/4"	2649	700
	24.5 mm / 1"	2876	760

# Evaporative Cooler Pumps

## CP SERIES



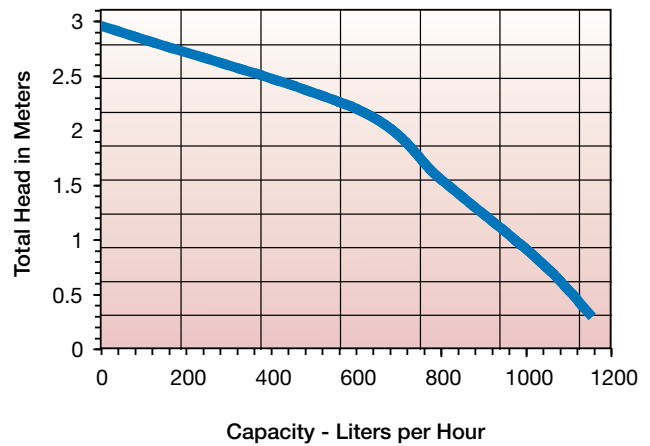
### Applications

- For use in evaporative coolers, displays, laboratories, water transfer and other applications; replacement units for OEM equipment

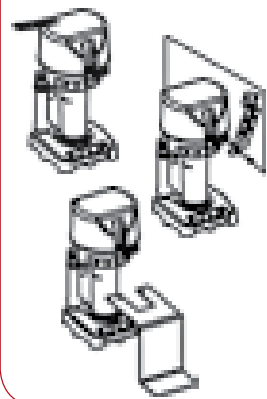
### Features

- Heavy duty concentric fan-cooled motor
- Corrosion-resistant, one-piece steel motor shaft
- Moisture-proof windings
- Oversized sleeve bearings with large oil reservoir
- Universal mounting configurations
- 90° barbed elbow with bleed-off
- Discharge elbow fits 12.7 mm, 15.9 mm or 12.7 mm ID flexible tubing (540015); and 15.9 mm and 12.7 mm ID flexible tubing (541015 and 542015)
- Low pump down and recovery levels
- Flame retardant housing
- Snap-off volute plate for easy cleaning
- Mesh debris screen
- Thermal overload protection
- UR approved

Performance Curve CP1 230V, 50Hz



### Universal Mounting Configurations

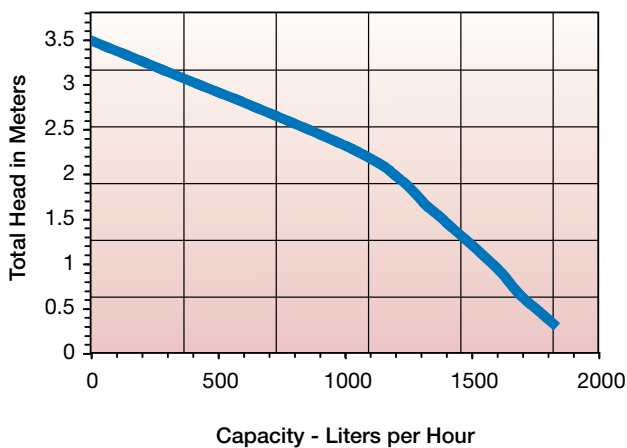


### Model Characteristics

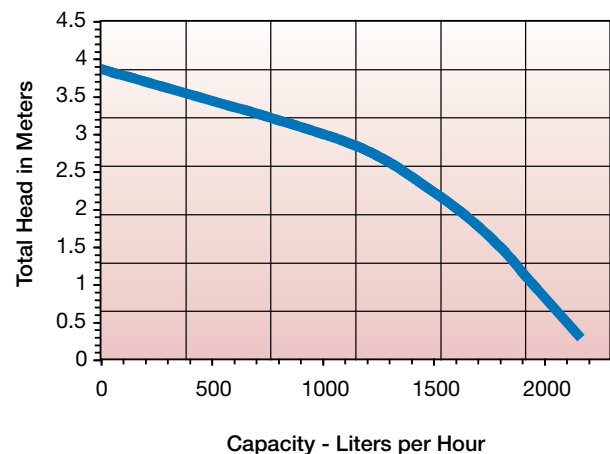
Model	HP	Volts	Capacity	Shut Off	Cord	CFM Rating	Replaces
CP1-230	1/70	230	1162 LPH @ 0.31 m	2.9 m	1.2 m	5000 - 7500	CP-6500, CP-6500T, CP-651TLLUR, CP-652T-LLUR
CP2-230	1/50	230	1900 LPH @ 0.31 m	3.4 m	1.2 m	7500 - 15000	CP-10000, CP-10000UR, CP-211T-LLUR, CP-212T-LLUR
CP3-230	1/30	230	2131 LPH @ 0.31 m	3.7 m	1.2 m	15000 - 21000	CP-15000, CP-15000UR

All pumps include mounting bracket, low level operation, filter screen, 1.2 m cable.

Performance Curve CP2 230V, 50Hz



Performance Curve CP3 230V, 50Hz



## Accessories

### Auxiliary Condensate Overflow Safety Switch

#### Applications

- Installs in the condensate drain pan of air conditioning or refrigeration units; reliable equipment shutdown when overflow conditions are detected

#### Features

- Can install switch to activate audible and/or visual alarm
- ABS housing
- Polyethylene float
- Low voltage
- Lead wires
- UR / C-CSA listing



#### Model Characteristics

Model	Wire	Max. VAC	Max. Amps
ACS-2	0.45 m	48 VAC/VDC	5
ACS-2	1.8 m	48 VAC/VDC	5
ACS-3	1.8 m	125-250 VAC/VDC	11

### Secondary Condensate Overflow Safety Switch

#### Applications

- Installs in primary drain pan's auxiliary outlet to detect downstream clogs; reliable equipment shutdown

#### Features

- Can install switch to activate audible and/or visual alarm
- Low voltage
- Lead wires
- Includes 3/4" MNPT x 3/4" slip adapter
- cULus listing



#### Model Characteristics

Model	Wire	Max. VAC	Max. Amps
ACS-5	1.8 m	24VAC	5

### In-Line Condensate Overflow Safety Switch

#### Applications

- Installs in drain lines to detect downstream clogs; reliable equipment shutdown

#### Features

- Can install switch to activate audible and/or visual alarm
- Low voltage
- Lead wires
- 3/4" plug, 3/4" slip x 3/4" MNPT
- Includes 25.4 mm x 12.7 mm adapter
- cULus listing



#### Model Characteristics

Model	Wire	Max. VAC	Max. Amps
ACS-4	1.8 m	24VAC	5

### Condalert Condensate Overflow Detection

#### Applications

- For reliable equipment shutdown or warning when leaks and drain overflow conditions are detected

#### Features

- Control shutdown
- LED indicator
- 24VAC, 1A
- Solid state water detection circuit
- Mechanical relay switch
- Designed for air handling industry
- Lead wires



#### Model Characteristics

Model	Wire	Drain	Alarm
LC-110	3 m	Secondary pan	Audible buzzer
LC-210	3 m	Secondary pan	-
LC-310	3 m	Primary line and secondary pan	Audible buzzer
LC-410	3 m	Primary line and secondary pan	-

## Accessories

### CV-2 Check Valve



- For 1-ABS or 2EC-SPT Series pumps
- Use 1/4" FNPT to 6.35 mm OD tubing

Model

CV-2

### CV-4 Check Valve



- For 34C-SPT Series pumps
- Use 1/2" FNPT to 12.7 mm OD rigid-plastic or copper tubing

Model

CV-4

### CV-10 Check Valve



- For VCC Series, VCMA Series and VCL-24 pumps
- Use 1/4" MNPT to 9.5 mm ID vinyl tubing

Model

CV-10

### CV-35 Check Valve



- For VCL-45ULS
- Use 9.5 mm OD rigid plastic or copper tubing on both ends

Model

CV-35

### CV-14/24 Check Valve



- For VCC Series, VCMA Series and VCL-24 pumps
- Use 1/4" MNPT to 9.5 mm OD rigid plastic or copper tubing

Model

CV-14/24

### CV-15/20 Check Valve



- Brass check valve for VCMA
- Use 1/4" MNPT to 9.5 mm OD rigid plastic or copper tubing

Model

CV-15/20

### ERC Extension Cable



- 1 meter extension cable for PCT-10 temperature sensor and PCR-10, PCR-10S and EC-400 reservoir assembly

Model

ERC

### Reservoir Assembly



- Replacement reservoir assembly for EC-400, PCR-10 and PCR-10S pumps

Model

Reservoir Assembly

### T-RPC-10 Tube




- Replacement tube assembly for PC-10 pumps

Model

T-RPC-10

### ECF-200 Fuse Kit



- 200 mA fuse kit for EC-400, 230V, 50/60Hz pump

Model

ECF-200

**NOTES:**

## About Our Company.

In 2006, Franklin Electric Company acquired Little Giant Pump Company to solidify our position as a leading global supplier of water pumping systems for residential and commercial markets. Little Giant® products – sump, sewage, effluent, utility, condensate removal, and submersible industrial pumps – complement and broaden Franklin Electric's overall water systems offering.

Little Giant Pump Company, now Franklin Electric – Water Transfer Systems, offers the industry a well-respected brand of products – Little Giant. Founded on quality, availability, service, innovation and value, Franklin Electric continues to bring the Little Giant brand name advantage through *Pumps. People. Partnerships.*

Franklin Electric is a global leader in the production and marketing of systems and components for the movement of water and automotive fuels. Recognized as a technical leader in its specialties, Franklin serves customers around the world in residential, commercial, agricultural, industrial, municipal, and fueling applications.

Long recognized as the world's largest manufacturer of submersible electric motors, Franklin Electric has been able to leverage its expertise in motor applications to grow and serve several different markets. The principal application for Franklin products is water well pumping systems, where the company offers pumps, motors, drives, and controls. In addition, Franklin Electric produces a vast array of products for fueling systems and the water transfer market.

With 3,200 employees worldwide, Franklin Electric is a global manufacturer with over 20 manufacturing and distribution facilities located in the United States, Germany, Czech Republic, Italy, Mexico, Canada, Australia, South Africa, China, and Japan.

Little Giant products are produced to the following ISO standards:  
Quality – 9001:2000  
Environmental – 14001:2004

RoHS Compliant

**Franklin Electric**  
3810 North Tulsa  
Oklahoma City, OK 73112  
Tel: +1 405-947-2511  
Fax: +1 405-942-2431  
Email: [export@LittleGiantPump.com](mailto:export@LittleGiantPump.com)  
[www.LittleGiantPump.com](http://www.LittleGiantPump.com)



**Franklin Electric**

©2008 Franklin Electric Co., Inc.  
Little Giant® is a registered trademark of Franklin Electric Co., Inc.  
Form 996836 2/08